

PG2 DESKING SYSTEM

PRODUCT INFORMATION

Description and Features

PG2 is a non-handed, casegoods based, desking system featuring thermofused color surfaces for all cases. Worksurfaces and tops are Maple veneer with solid lumber banding shaped in one of eight distinct edge details. A comprehensive vocabulary of freestanding components offers functional versatility. Options include several wood finishes; three thermofused colors; three hardware styles in three finishes; and Maple veneer enhancements for modesty panels, drawer fronts, and doors.

Non-Handed Casegoods

PG2 casegoods are non-handed. Units are shipped assembled per specification, but may be reconfigured in the field. Connecting hardware is included with each assembly and does not have to be specified separately.

PRODUCT SPECIFICATIONS

Maple Worksurfaces and Tops

Worksurfaces and tops are 1¹/₄" thick and produced using three-ply balanced construction. Eastern Hard White Maple veneers are carefully selected and matched to create the highest grade veneer faces. A balancing veneer back, solid Maple lumber banding, and wood core substrate make up the remaining elements.

Panels

Thermofused color panels for cases are 3/4" thick and 1¹/₈" thick for end panels. All panels are banded with 1mm PVC edge banding.

Thermofused Color Surfaces

Thermofused color surfaces for panels are created by first, saturating a solid color overlay with resin. Then, through a process of applying heat and pressure, the color becomes integrally and permanently fused to the core substrate, eliminating the possibility of delamination. Thermofused surfaces are available in three colors: Jet Black, Pearl Gray, and Khaki.

The surface is hard, clear, and non-porous, as well as highly resistant to stains, chemicals, scratches, radiant heat, moisture, and light; without the loss of color, texture, or uniformity.

Thermofused color surfaces meets or exceeds the exacting performance requirements of the American Laminators Association (ALA), American National Standards Institute (ANSI A208.1-1993) for type M2 or M3 typical performance, and the National Electrical Manufacturers Association (NEMA LD3-1991-GP28).

Drawers

All drawers are constructed as a four sided box using a doweled joint at all four corners. The 1/4" thick bottom is grooved into all sides. Drawer sides are 1/2" thick. Sides and bottoms have a matching, durable, black thermofused color surface. Drawer fronts are standard in thermofused colors; Maple veneer drawer fronts are available as an option.

Drawer Suspensions

All PG2 drawers utilize the highest quality Accuride® drawer suspensions. File drawers ride on 150 lb. full extension, progressive action, ball bearing suspensions. Box drawers ride on 75 lb. 3/4 extension, ball bearing suspensions.

Filing Capabilities

All file drawers are equipped with extruded file runners and aluminum rails. File drawers accommodate letter and/or legal sized hanging folders and may be reconfigured at any time.

Locks

Locking mechanisms are standard on all desk pedestals and lateral file pedestals; locks are mounted on drawer faces. Locks are available as an option for credenza components. Orders may be specified as key alike or key differently; a removable lock cylinder enables re-keying in the field.

Adjustable Glides

All units are equipped with heavy duty, black nylon, leveling glides that are adjustable using their hex-shaped base or the 5/16-18 x 1 1/2", slotted, steel bolt.

Standard Maple Finishes

Maple worksurfaces and tops are meticulously finished beginning with hand-sanding. A four-step staining procedure ensures correct and consistent color, while enhancing the natural character of the wood grain. Surfaces are sealed, sanded, and given a final application of catalyzed conversion varnish. The result is a durable, high quality, semi-filled, satin finish. Available PG2 Maple finishes:

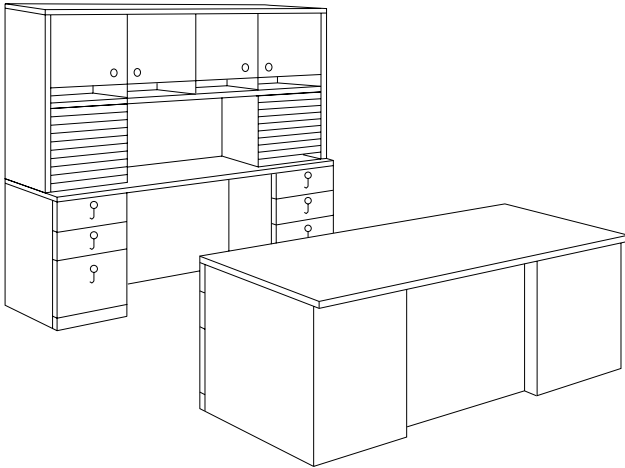
CML	Clear on Maple	CWL	Classic Walnut on Maple
CHY	Cherry on Maple	MHL	Mahogany on Maple
RCL	Royal Cherry on Maple	COL	Clear Oak on Maple
LWL	Light Walnut on Maple	MOL	Medium Oak on Maple

Finish Maintenance

Thermofused surfaces may be cleaned using mild soap and water. To prevent streaking, dry with a clean cloth or soft paper towel. Care should be taken to maximize the life of any real wood furniture finish. Maple surfaces should be dusted regularly. Cleaning may be accomplished using a soft, damp, cloth. Spilled liquids should be wiped immediately. A desk pad will help protect against writing imprint and sharp objects to further prolong the beauty of our Maple finishes.


TYPICAL CONFIGURATIONS

The examples shown here illustrate some of the many possibilities available from the PG2 Desking System. They can be specified exactly as shown, or used as a starting point to specify your desired configuration.



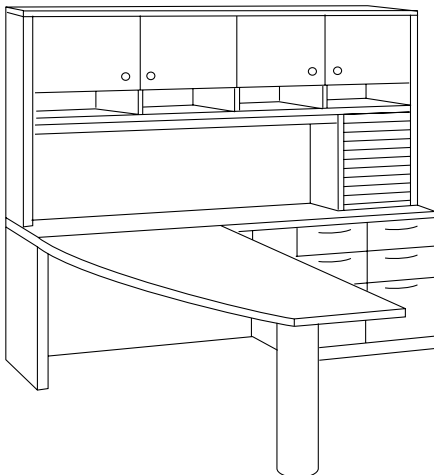
PG2-3672BB-CM	\$2395
36" x 72" Double Pedestal Desk, Closed Modesty	
PG2-2472BKSB	2220
24" x 72" Kneespace Credenza (Preconfigured)	
PG2-1572TPM	2250
15" x 72" Credenza Top Unit	
PG2-PMOM	480
Paper Management Organizer (2 @ \$240 each)	
	\$7345

Specify: Color for thermofused surfaces, wood finish, edge detail, hardware style and hardware finish, and any other options required.



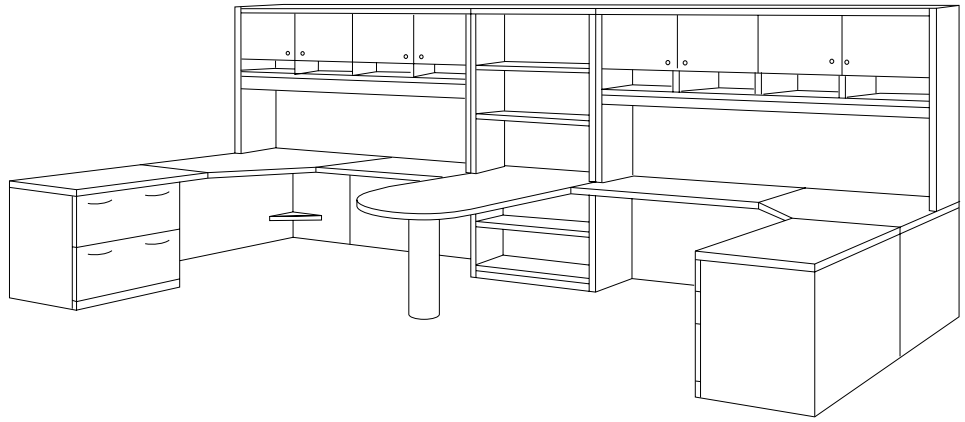
PG2-3872SPB-CM-BW	\$2295
38" x 72" Single Pedestal Desk, Closed Modesty, Bow Top	
PG2-2448	775
24" x 48" Bridge Unit (Left)	
PG2-72CWS	900
24" x 72" Credenza Worksurface	
PG2-72CM	620
72"W Credenza Modesty Panel	
PG2-15BBF	350
Box/Box/File Component (Left)	
PG2-KS	N/A
Open Kneespace	
PG2-SEP	185
Support End Panel (Right)	
PG2-1572TPM	2250
15" x 72" Credenza Top Unit	
PG2-2436WS	2995
24" x 36" x 72"H Wardrobe Storage Unit	
	\$10,370

Specify: Color for thermofused surfaces, wood finish, edge detail, hardware style and hardware finish, and any other options required.



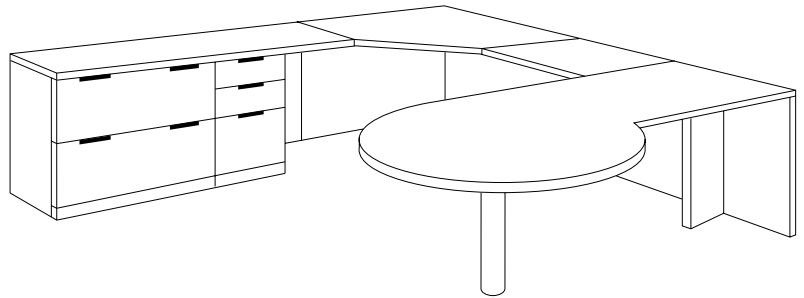
PG2-84CWS	\$1150
24" x 84" Credenza Worksurface	
PG2-84CM	725
84"W Credenza Modesty Panel	
PG2-SEP	185
Support End Panel (Left)	
PG2-KS	N/A
Open Kneespace	
PG2-15BBF	700
Box/Box/File Component (Right, 2 @ \$350 each)	
PG2-3666SRD	1820
36" x 66" Sailfin Run-Off Desk	
PG2-1584TPM	2450
15" x 84" Credenza Top Unit	
PG2-PMOM	240
Paper Management Organizer (Right)	
	\$7270

Specify: Color for thermofused surfaces, wood finish, edge detail, hardware style and hardware finish, and any other options required.



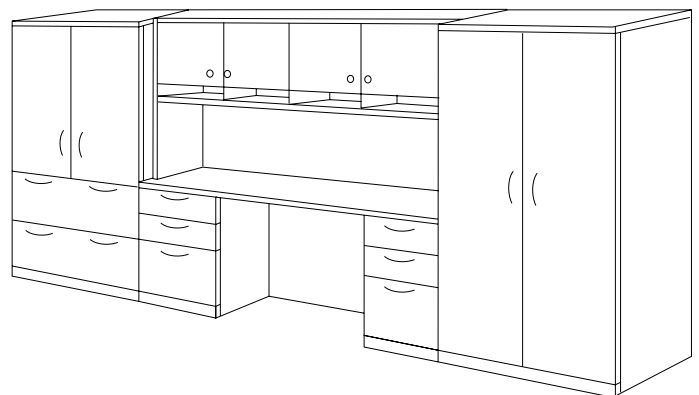
PG2-42RWS 24" x 42" Return Worksurface (2 @ \$560 each)	\$1120	PG2-3672BCD-BC 36" x 72" Bullet Conference Desk, Bookcase Support	2370
PG2-45RM 45"W Return Modesty Panel (2 @ \$430 each)	860	PG2-1584TPM 15" x 84" Credenza Top Unit (2 @ \$2450 each)	4900
PG2-36LF Lateral File Component (1 Right, 1 Left, 2 @ \$520 each)	1040	PG2-15360 15" x 36" Credenza Top Unit	1275
PG2-4242CU CRT Corner Unit (2 @ \$1065 each)	2130		<u>\$15,145</u>
PG2-B2442 24" x 42" Bridge (1 Right, 1 Left, 2 @ \$725 each)	1450	Specify: Color for thermofused surfaces, wood finish, edge detail, hardware style and hardware finish, and any other options required.	

PG2-3072PCD 30" x 42" x 72" P-Top Conference Desk (P-Right, Out)	\$2145
PG2-B2430 24" x 30" Bridge Unit (Left)	640
PG2-4242CU CRT Corner Unit	1065
PG2-60RWS 24" x 60" Return Worksurface	800
PG2-63RM 63"W Return Modesty Panel	605
PG2-36LF 36" Lateral File Component (Left)	520
PG2-15BBF Box/Box/File Component (Left)	350
	<u>\$6125</u>



Specify: Color for thermofused surfaces, wood finish, edge detail, hardware style and hardware finish, and any other options required.


PG2-2436LFS 24" x 36" x 72" Lateral File Storage Unit	\$3275
PG2-2472BKSB 24" x 72" Kneespace Credenza (Preconfigured)	2220
PG2-1572TPM 15" x 72" Credenza Top Unit	2250
PG2-2436FS 24" x 36" x 72" Full Storage Unit	3100
	<u>\$10,845</u>



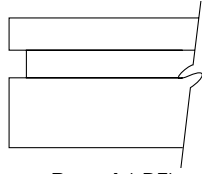
Specify: Color for thermofused surfaces, wood finish, edge detail, hardware style and hardware finish, and any other options required.

EDGE DETAILS

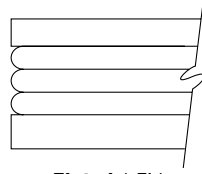
A selection of eight distinct edge details are available on PG2 worksurfaces and tops. Skillfully-crafted edge details are shaped into solid hard Maple lumber. Specify edge detail selection by adding its corresponding letter designation to the end of each model number.



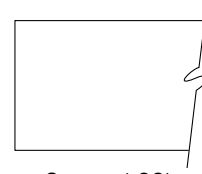
Classic (-CL)



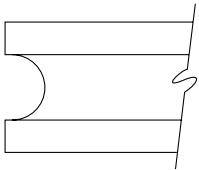
Reveal (-RE)



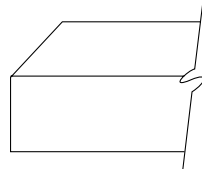
Fluted (-FL)



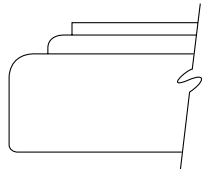
Square (-SQ)



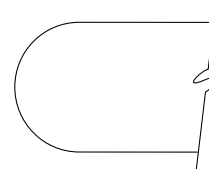
Cove (-CV)



Bevel (-BV)




Transitional (-TR)



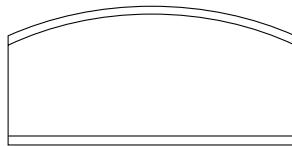
Bullnose (-BN)

Edge Detail Locations

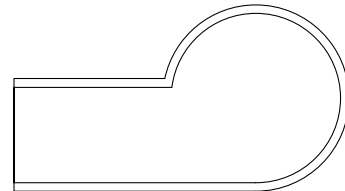
Edge details are shaped on the user side of all worksurfaces and tops; and the user and approach side of all desk worksurfaces. Remaining sides are square for non-handed flexibility. A reverse edge detail will be included on adjacent worksurfaces, as required.




Rectangular Desk Worksurface




Bow Top Desk Worksurface




Conferencing Desk or Run-Off Worksurface




Credenza Worksurface




Return Worksurface



Bridge Worksurface



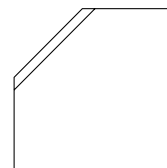
Credenza Top Unit




Bookcase




Storage Unit




Corner Worksurface



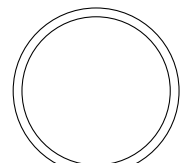
Rectangular Table



Racetrack Table



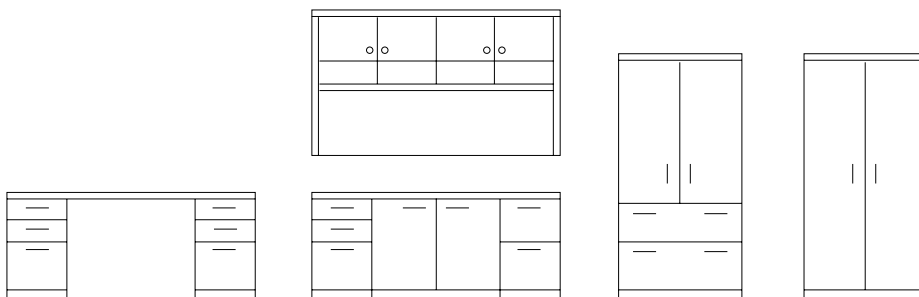
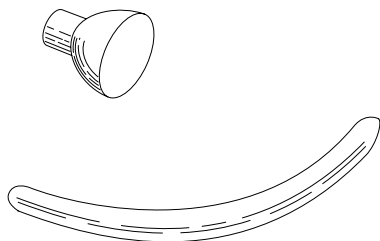
Square Table



Round Table

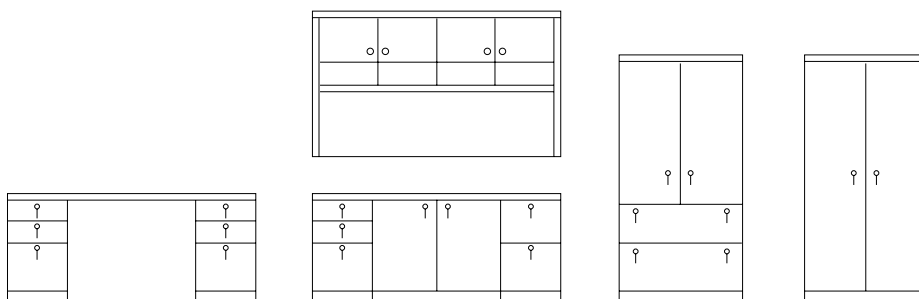
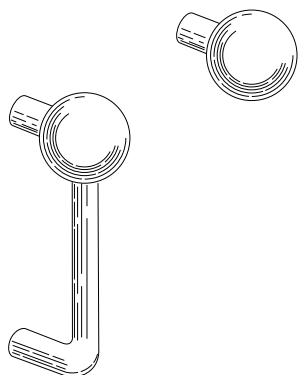
DRAWER HARDWARE

Drawer and door hardware is standard with PG2 and offered in three hardware designs finished in either Matte Black, Polished Chrome, or Satin Nickel. Specify hardware selection by adding its corresponding letter designation to the end of each model number.



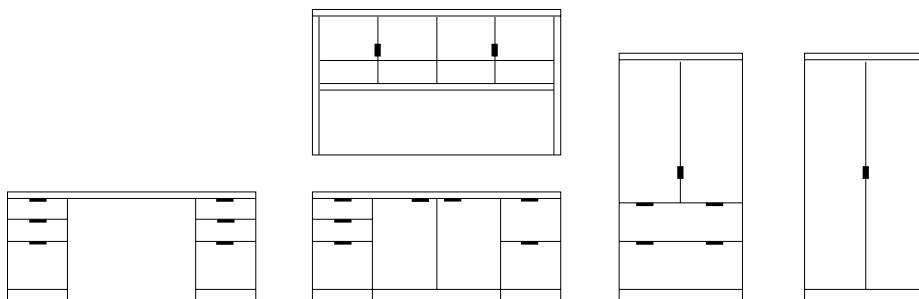
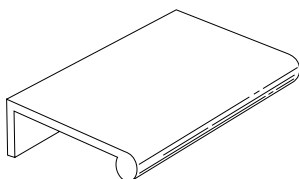
Arc Pull Set (-AR)

Arc pulls and matching knobs are available in three finishes: Matte Black (-MB), Satin Nickel (-SN), and Polished Chrome (-PC). Drawings above indicate hardware position. Knobs are used on overhead storage units.



Orbit Pull Set (-OR)

Orbit pulls and matching knobs are available in three finishes: Matte Black (-MB), Satin Nickel (-SN), and Polished Chrome (-PC). Orbit pulls are mounted vertically, but may be mounted horizontally as an alternative, please specify for horizontal position. Drawings above indicate hardware position. Knobs are used on overhead storage units.



Tab Pull (-TA)

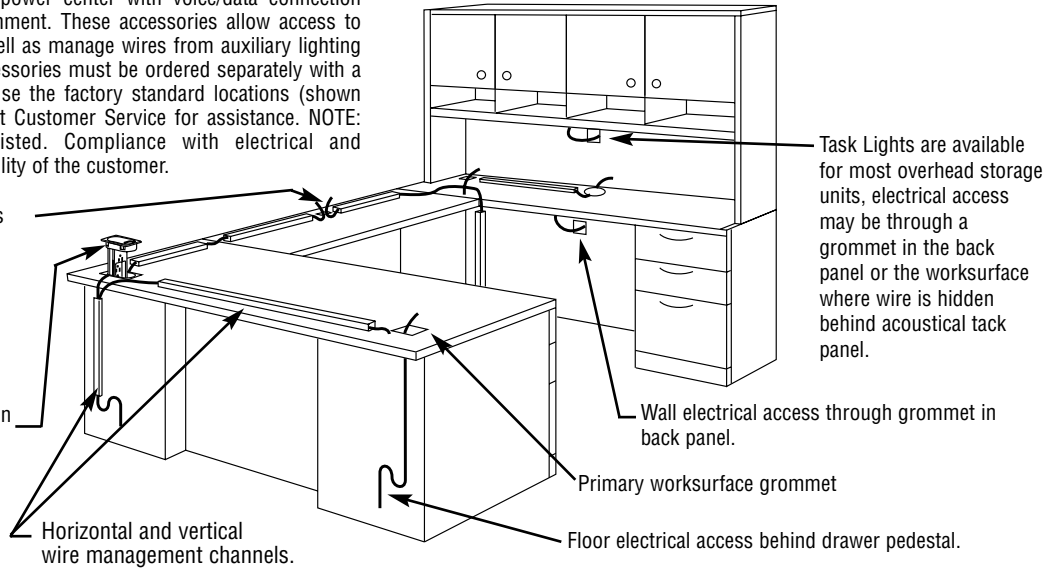
Tab pulls are available in two finishes: Matte Black (-MB) and Polished Chrome (-PC). Drawings above indicate hardware position. Tab pulls are used on overhead storage units as well.

WIRE MANAGEMENT/ELECTRICAL ACCESSORIES

Taylor Desk offers a variety of wire and data cable managers; worksurface and panel grommets; and a retractable power center with voice/data connection options to enhance the work environment. These accessories allow access to floor and wall electrical outlets, as well as manage wires from auxiliary lighting and electronic office equipment. Accessories must be ordered separately with a diagram specifying their locations. Use the factory standard locations (shown below) as a guideline. Please contact Customer Service for assistance. NOTE: Electrical components are U.L. listed. Compliance with electrical and building codes are the sole responsibility of the customer.

Double Wire Grommet accommodates wide computer plugs and ribbon-type wires. Cap adjusts for different uses.

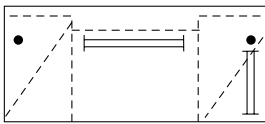
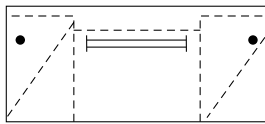
Retractable Power Center mounts in any worksurface where there is kneespace below.



Standard Location Options for Grommets and Wire Management Channels


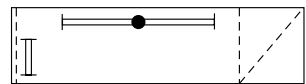
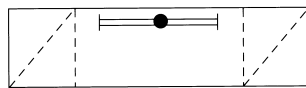
DESKS:

Right corner, left corner, or both right and left.



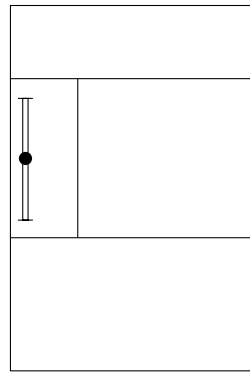
CRENZAS:

Center kneespace, right corner, or left corner (kneespace only)



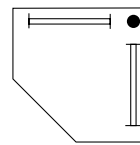
BRIDGE or RETURN UNITS:

Center of kneespace



CORNER UNITS:

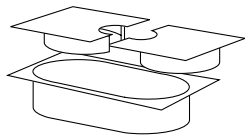
Corner



NON-STANDARD LOCATIONS
Specify by standard grommet locations and include diagram with dimensions when ordering.



WG-1

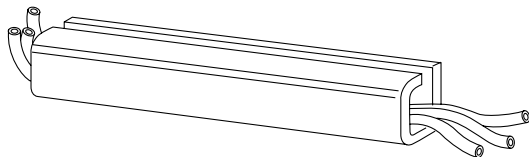


WG-2

Wire Grommets

Wire access grommets are available in either a 1 7/8" diameter sleeve or a 1 7/8" x 4 1/4" I.D. Both are furnished with a matte black cap. Specify standard factory grommet position (see above). Non-standard grommet positions may also be specified for vertical panels (i.e., modesty panels, top unit back panels, pedestal sides). Orders must be accompanied by a dimensioned drawing.

WG-1	1 7/8" diameter	\$70
WG-2	1 7/8" x 4 1/4" I.D.	95

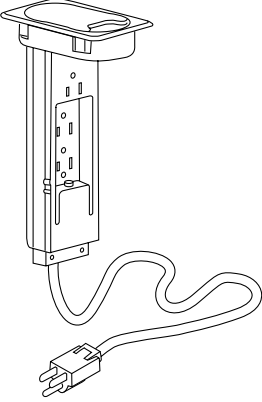
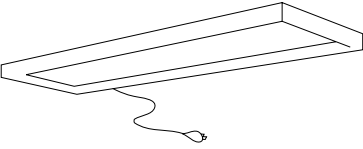
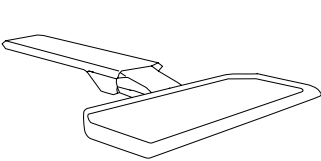
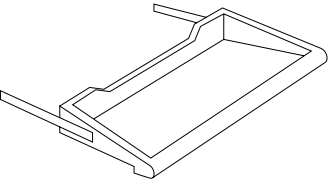
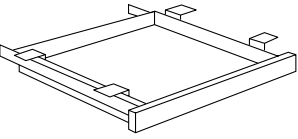


Wire Management Channel

Wire management channels are attached horizontally to modesty, back, or end panels below the worksurface. Specify standard factory positions for:

WCDP	Double Pedestal Desk or Credenza	60
WCSP	Single Pedestal Desk or Credenza	70
WCRB	Return or Bridge	50
WCCU	Corner Unit	60
WCF	48" section, trim to fit for field installation	40

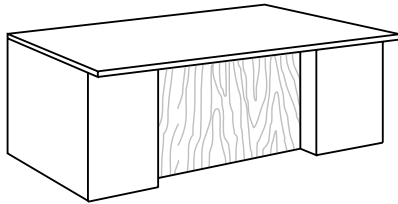
ACCESSORIES

	Model Number	Description	List Price
 <p>RPC Retractable Power Center</p>	RPC	Retractable Power Center provides full access to four electrical outlets at worksurface. Slides up in a slotted track and retracts to a concealed position. Available in matte black. Equipped with 15 Amp circuit breaker and 6 ft. cord. U.L. and C.S.A. listed.	\$220
	RPC-D	Retractable Power and Data Center provides full access to two electrical outlets at worksurface. Slides up in a slotted track and retracts to a concealed position. Equipped with a 15 Amp circuit breaker, 6 ft. cord, and slot for voice and data modules. U.L. and C.S.A. listed. Because of the large variety of voice and data modules available, Taylor Desk does not supply these modules. For information on ordering modules that best meets your requirements, contact AMP Product Information Center at 1-800-522-6752 or Panduit at 1-800-777-3300.	200
 <p>Task Light</p>	TL-27	2 ³ / ₄ " x 7" x 27 ¹ / ₂ "	150
	TL-57	2 ³ / ₄ " x 7" x 57 ¹ / ₂ "	275
Task Lights are mounted under overhead storage units and include 40W T12 cool white lamps and white reflector, 6" cord, and center rocker switch. Black finish.			
 <p>AK Articulating Keyboard Tray</p>	AK	Articulating Keyboard Tray, adjustable height from level with work surface to 6" below, up to 15° tilt and 360° rotation. Fully retractable to store with a minimum intrusion into kneespace. All adjustments lock to position. Tray measures 23" x 11 ¹ / ₄ "D with molded palm rest, matte black finish.	390
	AK-MP	Articulating Keyboard Tray with pull-out mouse pad adjustable to left or right hand user.	450
 <p>Pull-Out Keyboard Drawer</p>	PK	Pull-Out Keyboard Drawer, locks into position, no height or tilt adjustments, wood frame.	290
	PG2-CD	Center (Pencil) Drawer, mounts under Double or Single Pedestal Desks, Table or Bullet Desks, and Credenzas.	200
 <p>Center (Pencil) Drawer</p>			

MAPLE VENEER ENHANCEMENTS

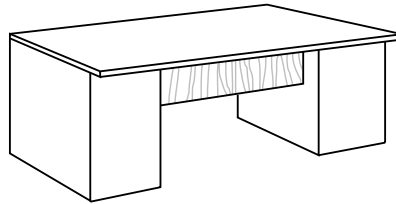


Maple Veneer Desk Modesty Panels, Drawer Fronts, and hinged Doors are available, as an option, for several PG2 units. Specify veneer option, Taylor finish, and add list prices shown below. Veneer option prices are also shown throughout the pricebook. The Veneer Icon appears along with all PG2 units where the option is available.



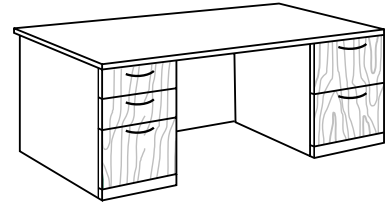
PG2-VEN-CM
Closed Modesty Panel

\$125



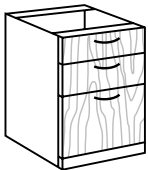
PG2-VEN-OM
Semi-Open Modesty Panel

\$85

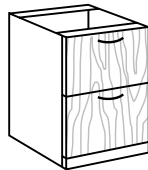


PG2-VEN-BBF
Box/Box/File
Drawer Front Set
\$95/ped

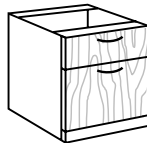
PG2-VEN-FF
File/File
Drawer Front Set
\$95/ped



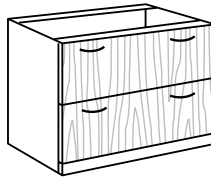
PG2-VEN-BBF
Box/Box/File
Drawer Front Set
\$95/ped



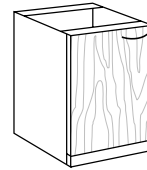
PG2-VEN-FF
File/File
Drawer Front Set
\$95/ped



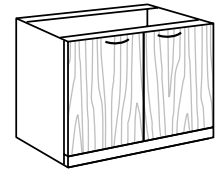
PG2-VEN-BF
Box/File
Drawer Front Set
\$85/ped



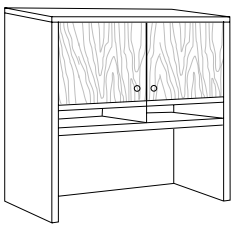
PG2-VEN-LF
Lateral File
Drawer Front Set
\$125/ped



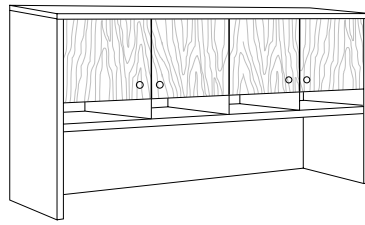
PG2-VEN-SD
Single
Hinged Door
\$65 each



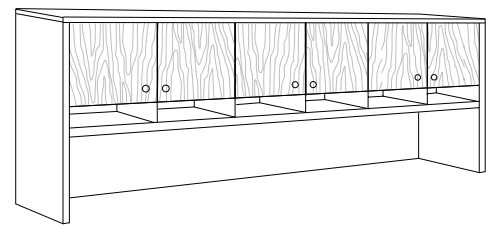
PG2-VEN-HD
Double
Hinged Door
\$115/pair



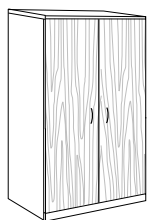
PG2-VEN-1HD
One Pair Hinged Doors
Overhead Storage
\$115



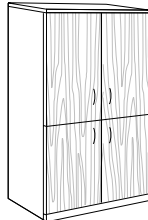
PG2-VEN-2HD
Two Pair Hinged Doors
Overhead Storage
\$220



PG2-VEN-3HD
Three Pair Hinged Doors
Overhead Storage
\$325



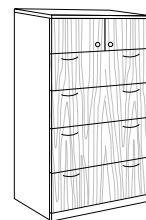
PG2-VEN-WS
Wardrobe/Full
Storage Unit
\$215



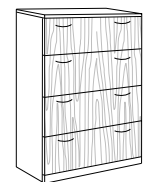
PG2-VEN-AV
Media and AV
Storage Unit
\$250



PG2-VEN-LFS
Lateral File
Storage Unit
\$275

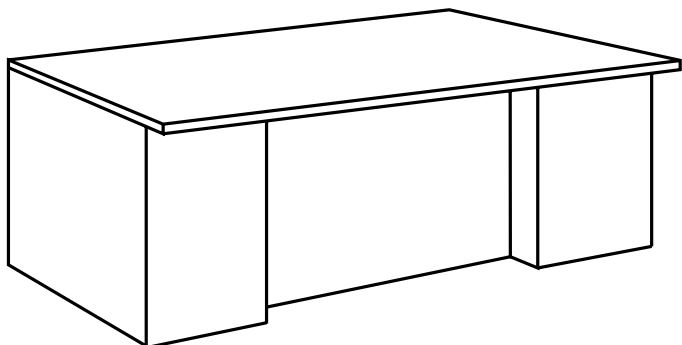


PG2-VEN-LLS
Lateral File
Storage Unit
\$315



PG2-VEN-4LF
Lateral File
Four Drawer Front Set
\$260

DESKS

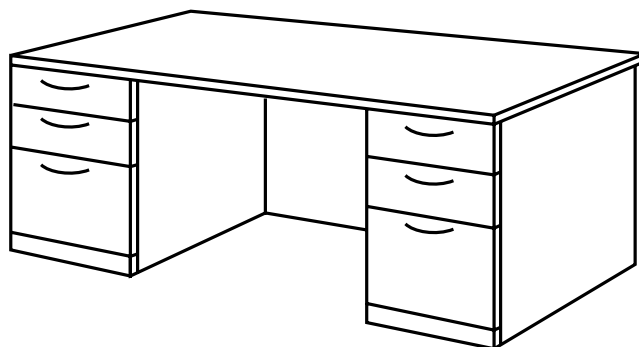


TO ORDER SPECIFY:

Model Number
Quantity
Wood Finish
Thermofused Color Surface
Worksurface Edge Detail
Hardware Style and Finish
Right or Left Configuration (if applicable)
Options (if applicable)

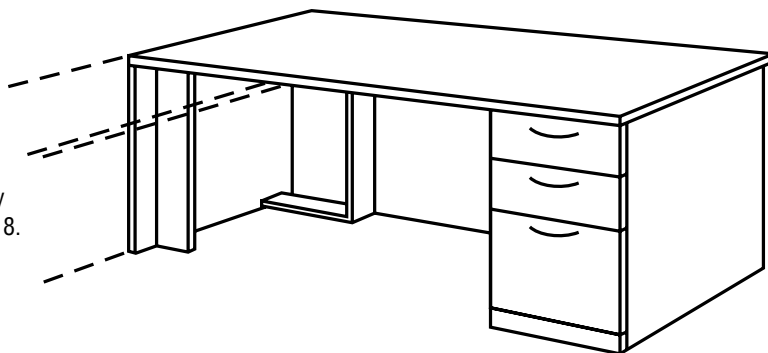
Desks are available in Double or Single pedestal, and Conferencing Table Desk configurations in several sizes and variations. Worksurfaces are Maple veneer with solid Maple edges and offered with a choice of eight edge details and several wood finishes. Cases are available in a choice of three Thermofused color surfaces: Jet Black, Pearl Gray, or Khaki.

Double or Single Pedestal Desks are offered with Closed or Semi-Open center modesty panels. Either version is also available with a Rectangular or Bow Top. Desks are standard with locking drawer pedestals in either Box/Box/File or File/File combinations, which accommodate letter and/or legal size filing.

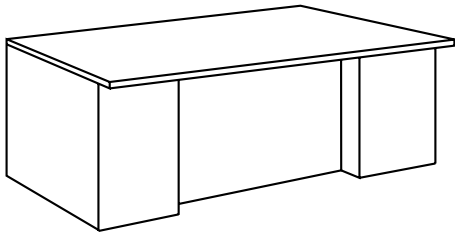


Single Pedestal Desks and Conferencing Table Desks will accommodate any bridge or return, all necessary hardware for attachment is included. Please specify pedestal right or left sitting. Desks are non-handed and assembled at the factory; they may be reconfigured in the field to facilitate changing requirements.

Drawer pulls are standard on all desk drawers, see page 5 for available styles and finishes. Maple veneer center modesty panels and drawer fronts are available as an option, see page 8. A center drawer is also available as an option. All desks will accept wire management grommets and channels, refer to page 6 for specifications and placement options.




DESKS - CLOSED MODESTY WITH RECTANGULAR TOP



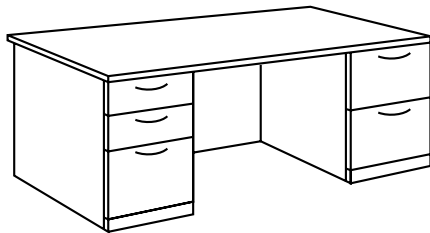
Maple Veneer Options, specify:

PG2-VEN-CM	Closed Modesty Panel	\$125
PG2-VEN-BBF	Box/Box/File Drawer Front Set	\$95/ped
PG2-VEN-FF	File/File Drawer Front Set	\$95/ped

Model Number	Dimensions	List Price
PG2-3066BB-CM	30" x 66" x 29"H.	\$2195
PG2-3666BB-CM	36" x 66" x 29"H.	2295
PG2-3672BB-CM	36" x 72" x 29"H.	2395




Double Pedestal, Box/Box/File drawers on both sides.




Double Pedestal, Box/Box/File drawers on the left, File/File drawers on the right.

PG2-3066BF-CM	30" x 66" x 29"H.	2195
PG2-3666BF-CM	36" x 66" x 29"H.	2295
PG2-3672BF-CM	36" x 72" x 29"H.	2395



Double Pedestal, File/File drawers on both sides.

PG2-3066FF-CM	30" x 66" x 29"H.	2195
PG2-3666FF-CM	36" x 66" x 29"H.	2295
PG2-3672FF-CM	36" x 72" x 29"H.	2395



Single Pedestal, Box/Box/File drawers. File/File drawers also available. Please specify pedestal right or left sitting.

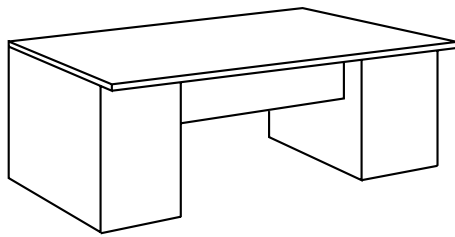
Box/Box/File Pedestal

PG2-3066SPB-CM	30" x 66" x 29"H.	1895
PG2-3666SPB-CM	36" x 66" x 29"H.	1995
PG2-3672SPB-CM	36" x 72" x 29"H.	2095

File/File Pedestal


PG2-3066SPF-CM	30" x 66" x 29"H.	1895
PG2-3666SPF-CM	36" x 66" x 29"H.	1995
PG2-3672SPF-CM	36" x 72" x 29"H.	2095

DESKS - SEMI-OPEN MODESTY WITH RECTANGULAR TOP



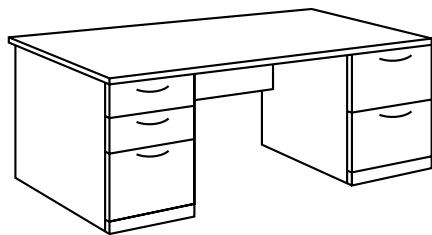
Maple Veneer Options, specify:

PG2-VEN-OM	Semi-Open Modesty Panel	\$85
PG2-VEN-BBF	Box/Box/File Drawer Front Set	\$95/ped
PG2-VEN-FF	File/File Drawer Front Set	\$95/ped




Double Pedestal, Box/Box/File drawers on both sides.

Model Number	Dimensions	List Price
PG2-3066BB-OM	30" x 66" x 29"H.	\$2150
PG2-3666BB-OM	36" x 66" x 29"H.	2250
PG2-3672BB-OM	36" x 72" x 29"H.	2350




Double Pedestal, Box/Box/File drawers on the left, File/File drawers on the right.

PG2-3066BF-OM	30" x 66" x 29"H.	2150
PG2-3666BF-OM	36" x 66" x 29"H.	2250
PG2-3672BF-OM	36" x 72" x 29"H.	2350



Double Pedestal, File/File drawers on both sides.

PG2-3066FF-OM	30" x 66" x 29"H.	2150
PG2-3666FF-OM	36" x 66" x 29"H.	2250
PG2-3672FF-OM	36" x 72" x 29"H.	2350



Single Pedestal, Box/Box/File drawers. File/File drawers also available. Please specify pedestal right or left sitting.

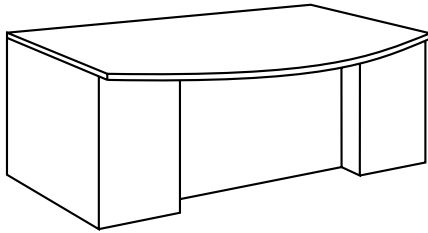
Box/Box/File Pedestal

PG2-3066SPB-OM	30" x 66" x 29"H.	1850
PG2-3666SPB-OM	36" x 66" x 29"H.	1950
PG2-3672SPB-OM	36" x 72" x 29"H.	2050

File/File Pedestal

PG2-3066SPF-OM	30" x 66" x 29"H.	1850
PG2-3666SPF-OM	36" x 66" x 29"H.	1950
PG2-3672SPF-OM	36" x 72" x 29"H.	2050

DESKS - CLOSED MODESTY WITH BOW TOP




Maple Veneer Options, specify:

PG2-VEN-CM	Closed Modesty Panel	\$125
PG2-VEN-BBF	Box/Box/File Drawer Front Set	\$95/ped
PG2-VEN-FF	File/File Drawer Front Set	\$95/ped


Model Number	Dimensions	List Price
--------------	------------	------------

PG2-3866BB-CM-BW	32" to 38" x 66" x 29"H.	\$2495
PG2-3872BB-CM-BW	32" to 38" x 72" x 29"H.	2595
PG2-3884BB-CM-BW	32" to 38" x 84" x 29"H.	2795




Double Pedestal, Box/Box/File drawers on both sides.

PG2-3866BF-CM-BW	32" to 38" x 66" x 29"H.	2495
PG2-3872BF-CM-BW	32" to 38" x 72" x 29"H.	2595
PG2-3884BF-CM-BW	32" to 38" x 84" x 29"H.	2795



Double Pedestal, Box/Box/File drawers on the left, File/File drawers on the right.

PG2-3866FF-CM-BW	32" to 38" x 66" x 29"H.	2495
PG2-3872FF-CM-BW	32" to 38" x 72" x 29"H.	2595
PG2-3884FF-CM-BW	32" to 38" x 84" x 29"H.	2795




Double Pedestal, File/File drawers on both sides.

Box/Box/File Pedestal

PG2-3866SPB-CM-BW	32" to 38" x 66" x 29"H.	2195
PG2-3872SPB-CM-BW	32" to 38" x 72" x 29"H..	2295
PG2-3884SPB-CM-BW	32" to 38" x 84" x 29"H.	2495

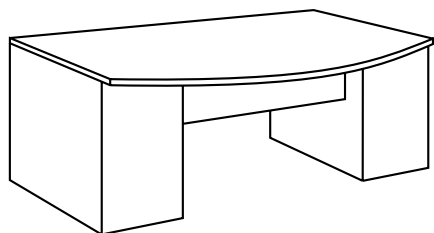
File/File Pedestal

PG2-3866SPF-CM-BW	32" to 38" x 66" x 29"H.	2195
PG2-3872SPF-CM-BW	32" to 38" x 72" x 29"H..	2295
PG2-3884SPF-CM-BW	32" to 38" x 84" x 29"H.	2495




Single Pedestal, Box/Box/File drawers. File/File drawers also available. Please specify pedestal right or left sitting.

DESKS - SEMI-OPEN MODESTY WITH BOW TOP




Maple Veneer Options, specify:

PG2-VEN-OM	Semi-Open Modesty Panel	\$85
PG2-VEN-BBF	Box/Box/File Drawer Front Set	\$95/ped
PG2-VEN-FF	File/File Drawer Front Set	\$95/ped




Model Number	Dimensions	List Price
PG2-3866BB-OM-BW	32" to 38" x 66" x 29"H.	\$2450
PG2-3872BB-OM-BW	32" to 38" x 72" x 29"H.	2550
PG2-3884BB-OM-BW	32" to 38" x 84" x 29"H.	2750

Double Pedestal, Box/Box/File drawers on both sides.




PG2-3866BF-OM-BW	32" to 38" x 66" x 29"H.	2450
PG2-3872BF-OM-BW	32" to 38" x 72" x 29"H.	2550
PG2-3884BF-OM-BW	32" to 38" x 84" x 29"H.	2750

Double Pedestal, Box/Box/File drawers on the left, File/File drawers on the right.



PG2-3866FF-OM-BW	32" to 38" x 66" x 29"H.	2450
PG2-3872FF-OM-BW	32" to 38" x 72" x 29"H.	2550
PG2-3884FF-OM-BW	32" to 38" x 84" x 29"H.	2750

Double Pedestal, File/File drawers on both sides.



Box/Box/File Pedestal

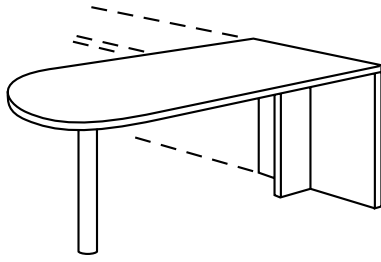
PG2-3866SPB-OM-BW	32" to 38" x 66" x 29"H.	2150
PG2-3872SPB-OM-BW	32" to 38" x 72" x 29"H.	2250
PG2-3884SPB-OM-BW	32" to 38" x 84" x 29"H.	2450

File/File Pedestal

PG2-3866SPF-OM-BW	32" to 38" x 66" x 29"H.	2150
PG2-3872SPF-OM-BW	32" to 38" x 72" x 29"H.	2250
PG2-3884SPF-OM-BW	32" to 38" x 84" x 29"H.	2450

Single Pedestal, Box/Box/File drawers. File/File drawers also available. Please specify pedestal right or left sitting.


CONFERENCING DESKS WITH END PANEL SUPPORT



Conferencing Desks are available in four style variations: Bullet, P-Top, Keyhole, and Sailfin. They are free-standing units which are supported by an end panel and a 6" diameter metal column in a matte black finish. Conferencing Desks will accept any return or bridge unit. All necessary hardware for attachment is included. Optional closed modesty panels and center drawers are also available. Bullet and Keyhole shaped tops are non-handed for left or right configurations, while P-Top and Sailfin shapes are handed.

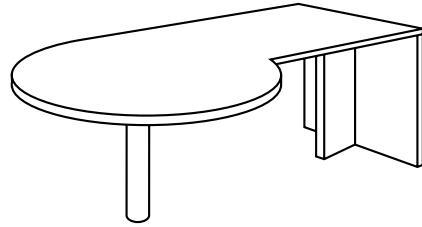
Model Number	Dimensions	List Price
PG2-3072BCD	30" x 72" x 29"H.	\$1970
PG2-3672BCD	36" x 72" x 29"H.	2070
Closed Modesty Option, specify:		
PG2-CMCD72	72" Closed Modesty	175

Bullet Conference Desk, please specify bullet right or left from user side.



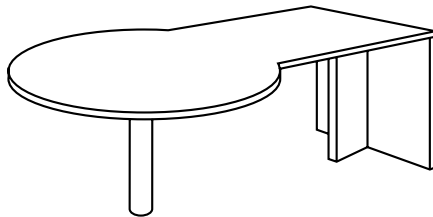
PG2-3072PCD	30" x 42" Dia. x 72"	2145
PG2-3084PCD	30" x 42" Dia. x 84"	2245
PG2-3684PCD	36" x 48" Dia. x 84"	2445
Closed Modesty Options, specify:		
PG2-CMCD72	72" Closed Modesty	175
PG2-CMCD84	84" Closed Modesty	195

P-Top Conference Desk, please specify conference round right or left from user side and facing in or out.



PG2-3072KCD	30" x 42" Dia. x 72"	2145
PG2-3084KCD	30" x 42" Dia. x 84"	2245
PG2-3684KCD	36" x 48" Dia. x 84"	2445
Closed Modesty Options, specify:		
PG2-CMCD72	72" Closed Modesty	175
PG2-CMCD84	84" Closed Modesty	195

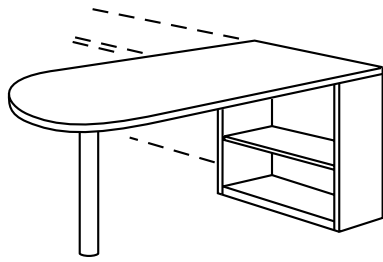
Keyhole Conference Desk, please specify conference round right or left from user side.



PG2-3672SCD	36" x 72" x 29"H.	2020
PG2-3684SCD	36" x 84" x 29"H.	2220
Closed Modesty Options, specify:		
PG2-CMCD72	72" Closed Modesty	175
PG2-CMCD84	84" Closed Modesty	195

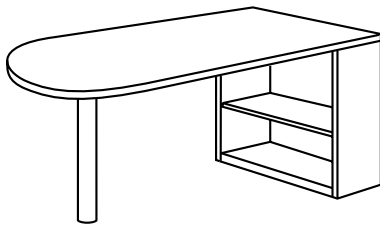
Sailfin Conference Desk, please specify sailfin right or left from user side.

CONFERENCE DESKS WITH BOOKCASE SUPPORT



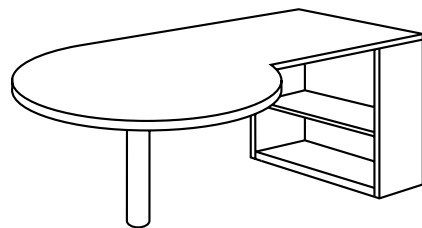
Conference Desks are available in four style variations: Bullet, P-Top, Keyhole, and Sailfin. They are free-standing units which are supported by a 6" diameter metal column in a matte black finish and a bookcase. Bookcase support offers additional storage space (36"W x 15"D) below the worksurface and includes one adjustable shelf. Conference Desks will accept any return or bridge unit. All necessary hardware for attachment is included. Optional center drawers are also available. Bullet and Keyhole shaped tops are non-handed for left or right configurations, while P-Top and Sailfin shapes are handed.

Model Number	Dimensions	List Price
--------------	------------	------------



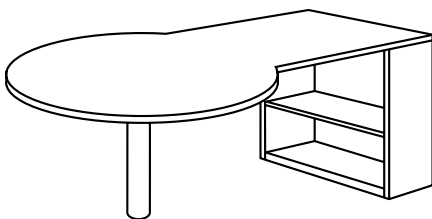
PG2-3672BCD-BC	36" x 72" x 29"H.	\$2370
-----------------------	-------------------	--------

Bullet Conference Desk, please specify bullet right or left from user side.



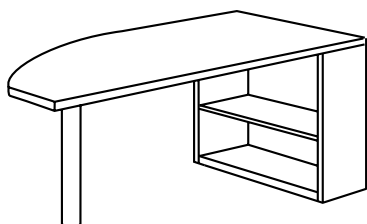
PG2-3684PCD-BC	36" x 48" Dia. x 84"	2745
-----------------------	----------------------	------

P-Top Conference Desk, please specify conference round right or left from user side and facing in or out.



PG2-3684KCD-BC	36" x 48" Dia. x 84"	2745
-----------------------	----------------------	------

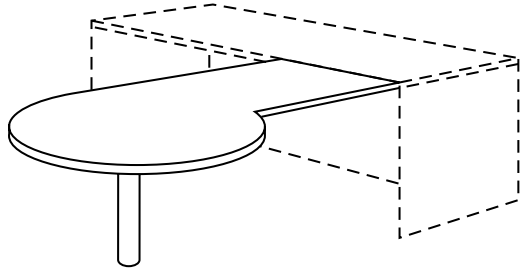
Keyhole Conference Desk, please specify conference round right or left from user side.



PG2-3672SCD-BC	36" x 72" x 29"H.	2320
PG2-3684SCD-BC	36" x 84" x 29"H.	2520

Sailfin Conference Desk, please specify sailfin right or left from user side.

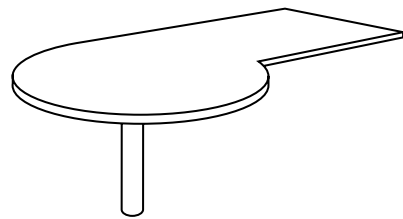
RUN-OFF DESKS



Run-Off Desks are available in four style variations: Bullet, P-Top, Keyhole, and Sailfin. **Run-Off Desks are NOT free standing units and must attach to a credenza.** All necessary hardware for attachment is included. A 6" diameter metal column in a matte black finish provides additional support. Optional center drawers are also available. Bullet and Keyhole shaped tops are non-handed for left or right configurations, while P-Top and Sailfin shapes are handed.

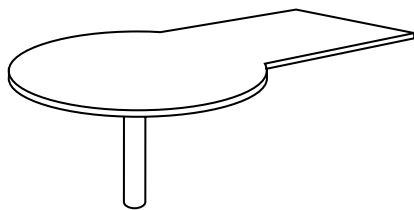
Model Number	Dimensions	List Price
PG2-3060BRO	30" x 60" x 29"H.	\$1650
PG2-3066BRO	30" x 66" x 29"H.	1750
PG2-3672BRO	36" x 72" x 29"H.	1870

Bullet Run-Off Desk, please specify right or left extension from the credenza.



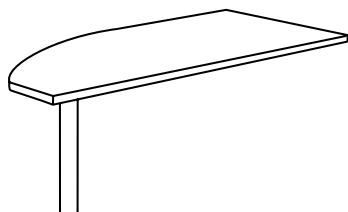
PG2-3066PRO	30" x 42" Dia. x 66"	1945
PG2-3672PRO	36" x 48" Dia. x 72"	2145

P-Top Run-Off Desk, please specify right or left extension from the credenza and conference round facing in or out.



PG2-3066KRO	30" x 42" Dia. x 66"	1945
PG2-3672KRO	36" x 48" Dia. x 72"	2145

Keyhole Run-Off Desk, please specify right or left extension from the credenza.

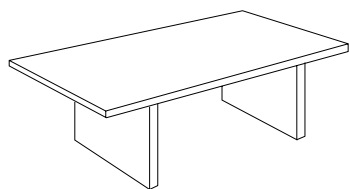


PG2-3660SRO	36" x 60" x 29"H.	1720
PG2-3666SRO	36" x 66" x 29"H.	1820

Sailfin Run-Off Desk, please specify right or left extension from the credenza.

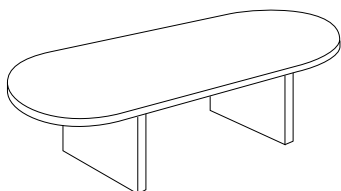
TABLE DESKS/MEETING TABLES

Model Number	Dimensions	List Price
--------------	------------	------------




PG2-3672RT-PBS	36" x 72" x 29"H.	\$1750
PG2-4284RT-PBS	42" x 84" x 29"H.	2050

Rectangular top, panel base with stretcher in a thermofused color surface.



PG2-3672RAC-PBS	36" x 72" x 29"H.	1895
PG2-4284RAC-PBS	42" x 84" x 29"H.	2195

Racetrack top, panel base with stretcher in a thermofused color surface.

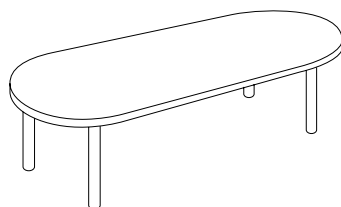


PG2-3636RT-MC	36" x 36" x 29"H.	1120
PG2-4242RT-MC	42" x 42" x 29"H.	1320
PG2-4848RT-MC	48" x 48" x 29"H.	1520
PG2-3672RT-MC	36" x 72" x 29"H.	2050
PG2-4284RT-MC	42" x 84" x 29"H.	2350

Square and rectangular tops, 4" diameter metal column base in a matte black finish. Also available with casters, overall height will remain the same.

Optional Casters, specify:

PG2-CAS	4" dual wheel, locking casters	175/set
---------	--------------------------------	---------

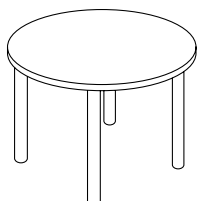


PG2-3672RAC-MC	36" x 72" x 29"H.	2295
PG2-4284RAC-MC	42" x 84" x 29"H.	2595


Racetrack top, 4" diameter metal column base in a matte black finish. Also available with casters, overall height will remain the same.

Optional Casters, specify:

PG2-CAS	4" dual wheel, locking casters	175/set
---------	--------------------------------	---------



Round top, 4" diameter metal column base in a matte black finish.



Round top, cross panel base in a thermofused color surface.

Metal Column Base

PG2-36RD-MC	36" Diameter	1240
PG2-42RD-MC	42" Diameter	1440
PG2-48RD-MC	48" Diameter	1640

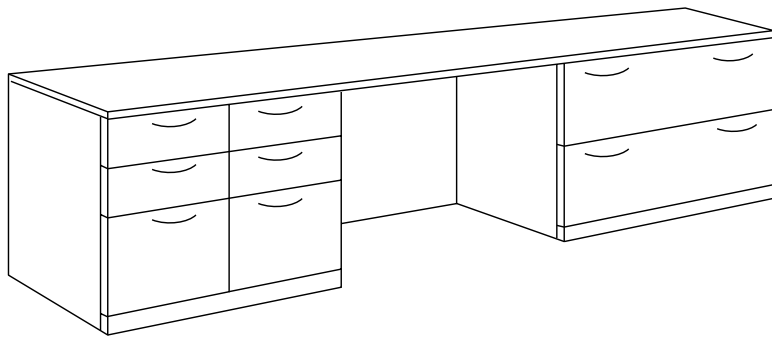
Optional Casters, specify:

PG2-CAS	4" dual wheel, locking casters	175/set
---------	--------------------------------	---------

Cross Panel Base

PG2-36RD-CPW	36" Diameter	940
PG2-42RD-CPW	42" Diameter	1140
PG2-48RD-CPW	48" Diameter	1340

CREDENZAS AND RETURNS



Credenzas may be specified from several preconfigured units or from a selection of available worksurfaces, modesty panels, backpanels, and below worksurface storage components. Credenzas may be stand alone or part of a modular configuration.

Below Worksurface Storage Components are available in several variations including Box/Box/File, File/File, and Lateral File, which accommodate letter and/or legal size filing. Hinged Door and Open Bookcase components fulfill bulk storage requirements. Components are finished on both sides, backs are open and unfinished. Component Back Panels are available in sizes to fit individual Storage Components. The Support End Panel is used at the end of a credenza where an open kneespace occurs.

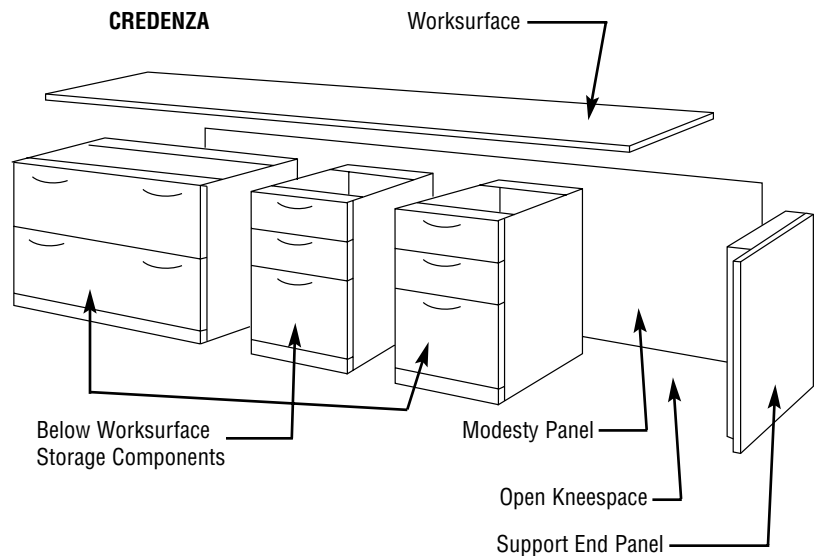
Credenza Modesty Panels span the full width of the credenza, corresponding to the worksurface size. Modesty Panels are finished on both sides. It is not necessary to specify both Component Back Panel and Credenza Modesty Panel.

Return Units must attach to a free-standing unit. Returns may be specified using the same Storage Components and Component Back Panels as credenzas; however, Return Worksurfaces and Return Modesty Panels must be specified. Return Modesty Panels are finished on both sides to span components and open kneespace. It is not necessary to specify both Component Back Panel and Return Modesty Panel. Return Modesty Panels are 3" wider than their corresponding Return Worksurface.

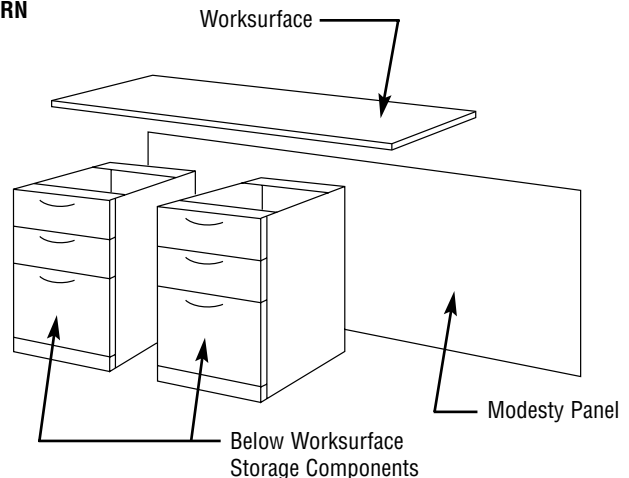
When specifying a credenza or return, designate right or left configuration, as well as the component position (including open kneespace). Door and drawer pulls are standard on Storage Components, see page 5 for available styles and finishes. Maple veneer door and drawer fronts are also available as an option, see page 8. Credenzas and returns are non-handed and assembled at the factory; they may be reconfigured in the field to facilitate changing requirements.

TO ORDER SPECIFY:

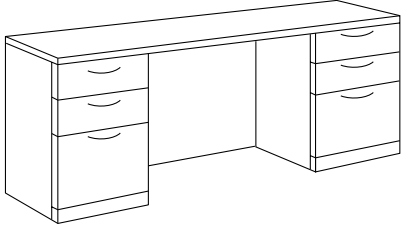


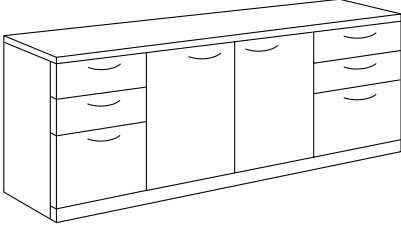


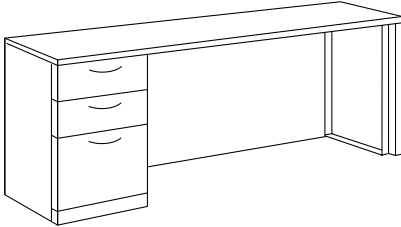


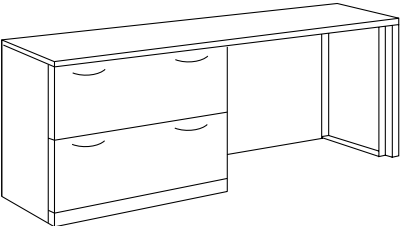

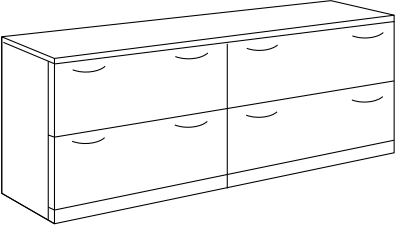

Model Number:
 Preconfigured Credenza, or
 Model Numbers:
 Worksurface
 Back or Modesty Panel
 Storage Components and Position
 Quantity
 Wood Finish
 Thermofused Color Surface
 Worksurface Edge Detail
 Hardware Style and Finish
 Right or Left Configuration (if applicable)
 Options (if applicable)



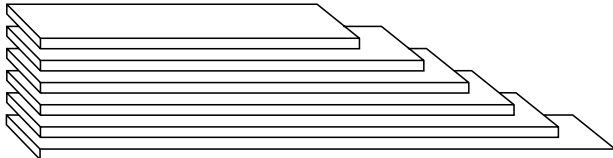
RETURN




PRECONFIGURED CREDENZAS

	Model Number	Dimensions	List Price	
 <p>Center knee space, Box/Box/File drawers on each end, full modesty. File/File drawers also available.</p>	Box/Box/File Pedestals			
	PG2-2472BKSB	24" x 72" x 29"H.	\$2220	
	File/File Pedestals			
	PG2-2472FKSF	24" x 72" x 29"H.	2220	
	Maple Veneer Options, specify:			
 	PG2-VEN-BBF	Box/Box/File Drawer Front Set	95/ped	
	PG2-VEN-FF	File/File Drawer Front Set	95/ped	
	Optional Locks, specify: -LK			
			70/ped	
 <p>Box/Box/File drawers on each end, center hinged door storage with one adjustable shelf. File/File drawers also available.</p>	Box/Box/File Pedestals			
	PG2-2472BHDB	24" x 72" x 29"H.	2560	
	File/File Pedestals			
	PG2-2472FHDF	24" x 72" x 29"H.	2560	
	Maple Veneer Options, specify:			
 	PG2-VEN-BBF	Box/Box/File Drawer Front Set	95/ped	
	PG2-VEN-FF	File/File Drawer Front Set	95/ped	
	PG2-VEN-HD	Hinged Doors	115/pair	
	Optional Locks, specify: -LK			
			70/ped	
 <p>Single Pedestal, Box/Box/File drawers with knee space, full modesty. Please specify pedestal right or left facing. File/File drawers also available.</p>	Box/Box/File Pedestals			
	PG2-2472BKS	24" x 72" x 29"H.	1870	
	File/File Pedestals			
	PG2-2472FKS	24" x 72" x 29"H.	1870	
	Maple Veneer Options, specify:			
 	PG2-VEN-BBF	Box/Box/File Drawer Front Set	95/ped	
	PG2-VEN-FF	File/File Drawer Front Set	95/ped	
	Optional Locks, specify: -LK			
			70/ped	
 <p>Lateral File with knee space, full modesty. Accommodates letter or legal size filing, side-to-side or front-to-back, locks included. Please specify pedestal right or left facing.</p>	PG2-2472LKS	24" x 72" x 29"H.	2040	
	Maple Veneer Option, specify:			
		PG2-VEN-LF	Lateral File Drawer Front Set	125/ped
 <p>Double Lateral File, accommodates letter or legal size filing, side-to-side or front-to-back, locks included.</p>	PG2-2472LL	24" x 72" x 29"H.	2560	
	Maple Veneer Option, specify:			
		PG2-VEN-LF	Lateral File Drawer Front Set	125/ped

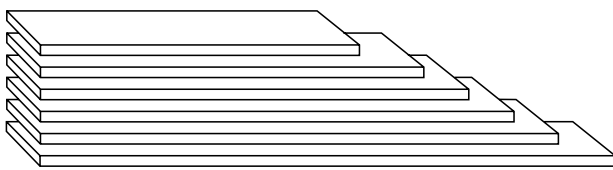
CREDENZAS AND RETURNS - WORKSURFACES AND BACKS

	Model Number	Dimensions	List Price
	Credenza Worksurfaces		
	PG2-36CWS	1 1/4" x 24" W. x 36"L.	\$450
	PG2-66CWS	1 1/4" x 24" W. x 66"L.	825
	PG2-72CWS	1 1/4" x 24" W. x 72"L.	900
	PG2-78CWS	1 1/4" x 24" W. x 78"L.	975
	PG2-84CWS	1 1/4" x 24" W. x 84"L.	1150
	PG2-96CWS	1 1/4" x 24" W. x 96"L.	1300
	PG2-102CWS	1 1/4" x 24" W. x 102"L.	1375
	PG2-108CWS	1 1/4" x 24" W. x 108"L.	1450

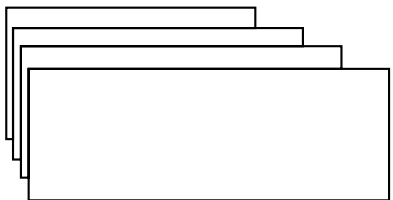
Credenza Worksurfaces, Maple.

	Credenza Modesty Panels		
	PG2-36CM	36" W. x 27 1/4" H.	310
	PG2-66CM	66" W. x 27 1/4" H.	565
	PG2-72CM	72" W. x 27 1/4" H.	620
	PG2-78CM	78" W. x 27 1/4" H.	675
	PG2-84CM	84" W. x 27 1/4" H.	725
	PG2-96CM	96" W. x 27 1/4" H.	830
	PG2-102CM	102" W. x 27 1/4" H.	880
	PG2-108CM	108" W. x 27 1/4" H.	930
Component Back Panels			
	PG2-15CB	15 1/2" W. x 27 1/4" H.	135
	PG2-36CB	36" W. x 27 1/4" H.	310
	PG2-41CB	41" W. x 27 1/4" H.	355

Credenza Modesty Panels and Component Back Panels, thermofused color surface.

	Return Worksurfaces		
	PG2-36RWS	1 1/4" x 24" W. x 36"L.	480
	PG2-42RWS	1 1/4" x 24" W. x 42"L.	560
	PG2-48RWS	1 1/4" x 24" W. x 48"L.	640
	PG2-60RWS	1 1/4" x 24" W. x 60"L.	800
	PG2-72RWS	1 1/4" x 24" W. x 72"L.	960

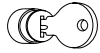
Return Worksurfaces, Maple.

	Return Modesty Panels		
	PG2-39RM	39" W. x 27 1/4" H.	375
	PG2-45RM	45" W. x 27 1/4" H.	430
	PG2-51RM	51" W. x 27 1/4" H.	490
	PG2-63RM	63" W. x 27 1/4" H.	605
	PG2-75RM	75" W. x 27 1/4" H.	720

Return Modesty Panels, thermofused color surface.

Note: Return Modesty Panels are 3" wider than their corresponding work surface.

CREDENZAS AND RETURNS - STORAGE COMPONENTS



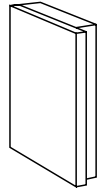
Optional Locks, specify:

- LK** Per Pedestal \$70
- LK** Per Single or Double Hinged Door \$70



Maple Veneer Options, specify:

- PG2-VEN-BBF** Box/Box/File Drawer Front Set \$95/ped
- PG2-VEN-FF** File/File Drawer Front Set \$95/ped
- PG2-VEN-BF** Box/File Drawer Front Set \$85/ped
- PG2-VEN-LF** Lateral File Drawer Front Set \$125/ped
- PG2-VEN-SD** Single Hinged Door \$65 each
- PG2-VEN-HD** Double Hinged Door \$115/pair



PG2-SEP


Support End Panel, used at the end of credenza, adjacent to open kneespace.

\$185

PG2-KS


Open Kneespace, specify position for proper component placement.

15 1/2" W. COMPONENTS:



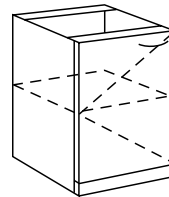
PG2-15BBF
Box/Box/File Drawer

\$350



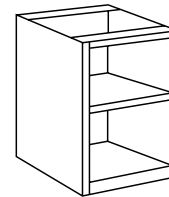
PG2-15FF
File/File Drawer

\$350




PG2-15HD
Single Hinged Door
One adjustable shelf

\$225



PG2-15BC
Open Bookcase
One adjustable shelf


\$190



PG2-15BF
Box/File Drawer
Secretarial Height

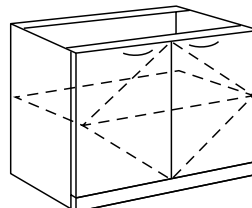
\$300

36" W. COMPONENTS:



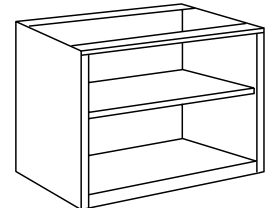
PG2-36LF
Lateral File
Locks included

\$520



PG2-36HD
Double Hinged Door
One adjustable shelf

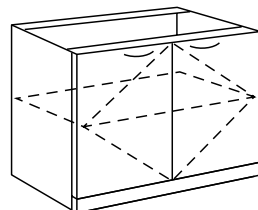
\$295



PG2-36BC
Open Bookcase
One adjustable shelf

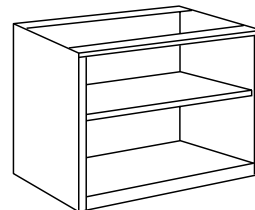
\$225

41" W. COMPONENTS:



PG2-41HD
Double Hinged Door
One adjustable shelf

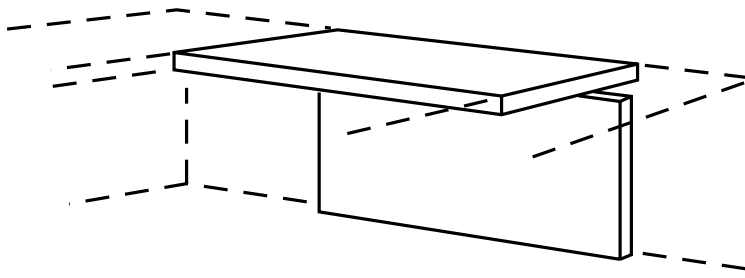
\$340



PG2-41BC
Open Bookcase
One adjustable shelf

\$270

BRIDGE UNITS



TO ORDER SPECIFY:

Model Number
 Quantity
 Wood Finish
 Thermofused Color Surface
 Worksurface Edge Detail
 Right or Left Configuration (if applicable)
 Options (if applicable)

Bridge Units are used for U-shaped configurations to join free-standing Single Pedestal or Conferencing Desks and Credenzas or CRT Corner Units. Bridge Units must attach to free-standing units. All necessary hardware for attachment is included.

	Model Number	Dimensions	List Price
	PG2-B2430	24" x 30" x 29"H.	\$640
	PG2-B2436	24" x 36" x 29"H.	675
	PG2-B2442	24" x 42" x 29"H.	725
	PG2-B2448	24" x 48" x 29"H.	775
	PG2-B2454	24" x 54" x 29"H.	830
	PG2-B2460	24" x 60" x 29"H.	885

Bridge Unit, full modesty. Please specify right or left sitting.

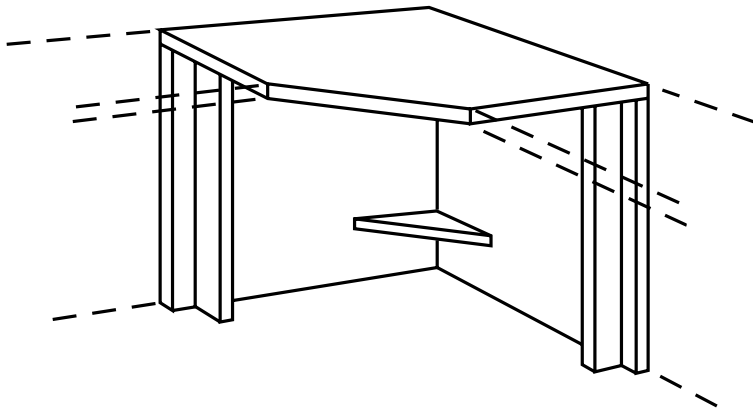
	PG2-B2436-HM	24" x 36" x 29"H.	875
	PG2-B2442-HM	24" x 42" x 29"H.	925
	PG2-B2448-HM	24" x 48" x 29"H.	975
	PG2-B2454-HM	24" x 54" x 29"H.	1030
	PG2-B2460-HM	24" x 60" x 29"H.	1085

Bridge Unit, 32" wide opening with hinged modesty to allow access to electrical/communications connections. Please specify right or left sitting.

	PG2-B2430-OM	24" x 30" x 29"H.	600
	PG2-B2436-OM	24" x 36" x 29"H.	635
	PG2-B2442-OM	24" x 42" x 29"H.	685
	PG2-B2448-OM	24" x 48" x 29"H.	735
	PG2-B2454-OM	24" x 54" x 29"H.	790
	PG2-B2460-OM	24" x 60" x 29"H.	845

Bridge Unit, 8" modesty to allow access to electrical/communications connections. Please specify right or left sitting.

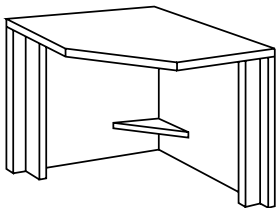
CRT CORNER UNITS



TO ORDER SPECIFY:
 Model Number
 Quantity
 Wood Finish
 Thermofused Color Surface
 Worksurface Edge Detail
 Options (if applicable)

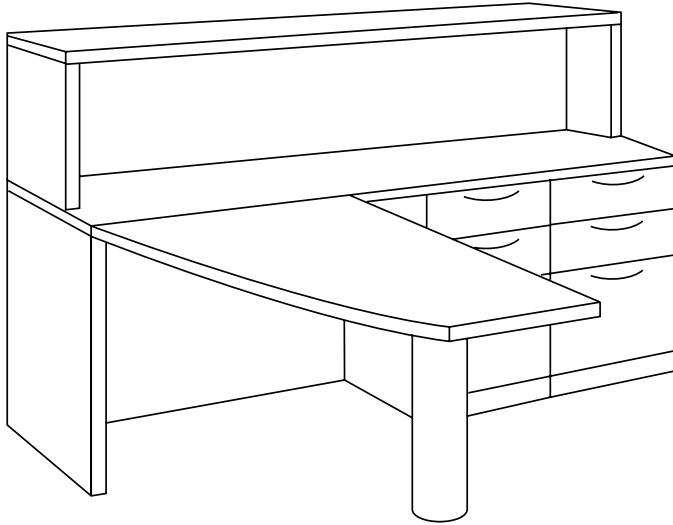
The CRT Corner Unit must be used in conjunction with Return or Bridge Units. All necessary hardware for attachment is included. CRT Corner Units will accept optional articulating keyboard drawer and wire grommets. For optional accessories pricing, refer to pages 6-7.

Model Number	Dimensions	List Price
PG2-4242CU	42" x 42" x 29"H.	\$1065



CRT Corner Unit, will accommodate bridge or return units only.

PRIVACY PANELS



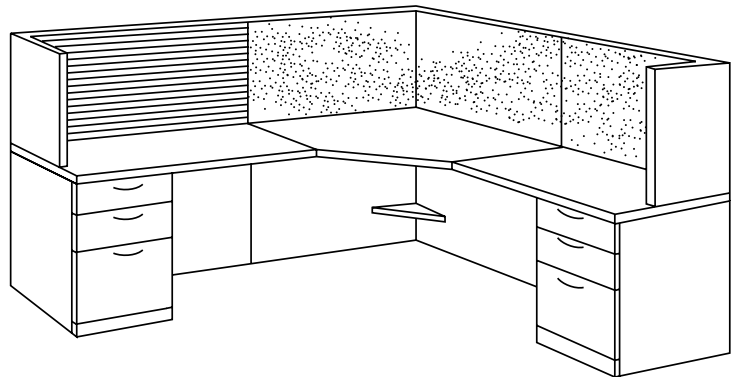
TO ORDER SPECIFY:
 Model Number
 Quantity
 Wood Finish (Transaction Top Only)
 Edge Detail (Transaction Top Only)
 Thermofused Color Surface
 Configuration
 Options (if applicable)

Privacy Panels are available with thermofused color surfaces, finished on both sides. They rest on any desk-high worksurface and may span several worksurfaces.

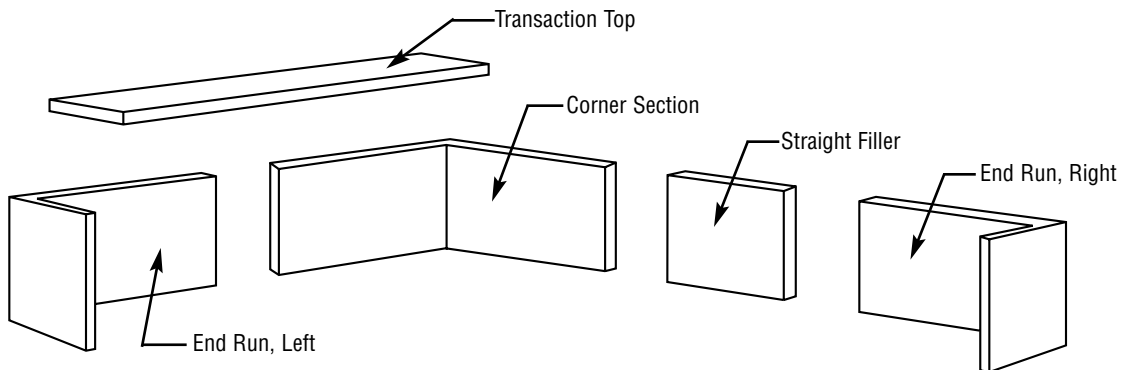
Privacy Panels are offered in three types of sections: full corner; end run with either a 15" partial or 24" full side panel; and straight, filler panels. Filler panels must be used between corner or end run sections.

Transaction Tops are also available for Privacy Panels. Tops are Maple veneer with solid Maple lumber edges shaped in one of eight edge details.

To ensure proper specification, please include a diagram of the Privacy Panel configuration, including the corresponding casegoods that the panels are to rest on.

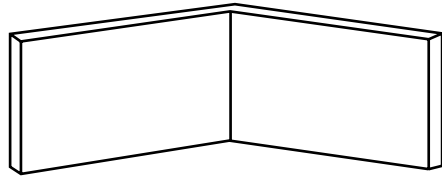


An optional Acoustical Fabric Tack Panel or Accessory Wall may be fitted to Privacy Panels, see page 26. Both the Tack Panel and Accessory Wall may be mounted to the inside and/or outside of the Privacy Panel, please specify. If no location is given, Tack Panels and Accessory Walls will be mounted on the inside of the Privacy Panel.



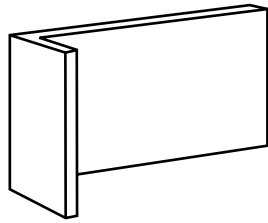
PRIVACY PANELS

Model Number	Dimensions	List Price
--------------	------------	------------



PG2-PP4242-C	42"D. x 42"W. x 18"H.	\$395
---------------------	-----------------------	-------

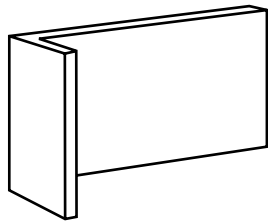
Privacy Panel, corner.



PG2-PP1536-ER	15"D. x 36"W. x 18"H.	265
PG2-PP1542-ER	15"D. x 42"W. x 18"H.	290
PG2-PP1548-ER	15"D. x 48"W. x 18"H.	315

Specify right side panel **-RT**; or left side panel **-LT**.

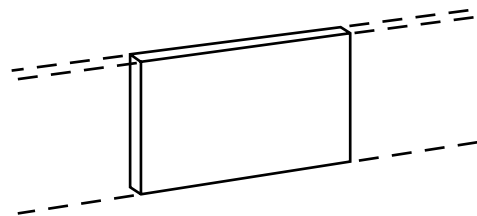
Privacy Panel, end run, 15"D. side panel.



PG2-PP2436-ER	24"D. x 36"W. x 18"H.	285
PG2-PP2442-ER	24"D. x 42"W. x 18"H.	310
PG2-PP2448-ER	24"D. x 48"W. x 18"H.	335

Specify right side panel **-RT**; or left side panel **-LT**.

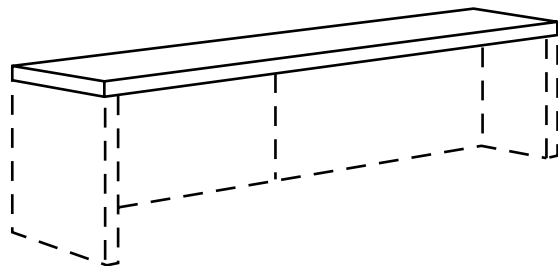
Privacy Panel, end run, 24"D. side panel.



PG2-PP12-SF	12"W. x 18"H.	170
PG2-PP24-SF	24"W. x 18"H.	190
PG2-PP36-SF	36"W. x 18"H.	215

Must be used between Corner and End Run Privacy Panels. Straight Filler panel is not self-supporting.

Privacy Panel, straight filler.

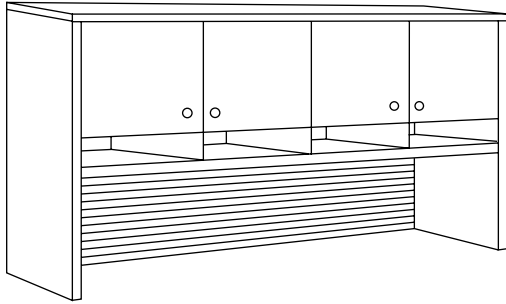


PG2-PP72-TT	15"D. x 72"W. x 1 1/4"	490
PG2-PP78-TT	15"D. x 78"W. x 1 1/4"	530
PG2-PP84-TT	15"D. x 84"W. x 1 1/4"	570

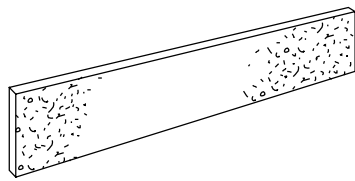
Mounts on Privacy Panels, will span one or more sections, specify position, edge detail on two long sides.

Transaction Top, Maple veneer, for Privacy Panel.

ACCESSORY WALL AND ORGANIZING ELEMENTS




Credenza Top Units and Privacy Panels are available with optional Acoustical Tack Panels and/or Accessory Walls. Accessory Walls consist of an extruded, black, plastic slatwall. When used in conjunction with Organizing Elements, Accessory Walls provide added workspace through paper management and easy-to-access storage for desktop items. Organizing Elements are molded, black plastic with a textured finish. Elements hang on Accessory Wall (no tools required) and may be repositioned at anytime.



Acoustical Fabric Tack Panel, for Credenza Top Units or Privacy Panels. May be used in combination with Accessory Wall. Specify COM or Taylor Textile fabric. Yardage requirements based on 54" wide fabric.

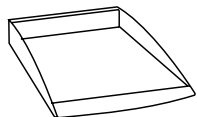
Model Number	Dimensions		List Price
TP-36	36" W.	1 1/4 yds.	\$275
TP-42	42" W.	1 3/4 yds.	290
TP-48	48" W.	1 3/4 yds.	300
TP-72	72" W.	2 1/4 yds.	340
TP-78	78" W.	2 1/2 yds.	350
TP-84	84" W.	2 1/2 yds.	350
TP-92	92" W.	2 3/4 yds.	375
TP-96	96" W.	3 yds.	375
TP-102	102" W.	3 1/4 yds.	385



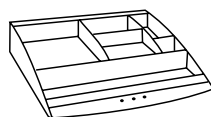
Accessory Wall, for Credenza Top Units or Privacy Panels. May be used in combination with Acoustical Fabric Tack Panel.

ACC-AW36	36" W. x 16 1/2"H.	270
ACC-AW42	42" W. x 16 1/2"H.	280
ACC-AW48	48" W. x 16 1/2"H.	290
ACC-AW72	72" W. x 16 1/2"H.	340
ACC-AW78	78" W. x 16 1/2"H.	365
ACC-AW84	84" W. x 16 1/2"H.	375
ACC-AW92	92" W. x 16 1/2"H.	400
ACC-AW96	96" W. x 16 1/2"H.	410
ACC-AW102	102" W. x 16 1/2"H.	435

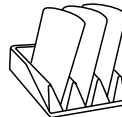
Organizing Elements:



ACC-PT
Paper Tray
9 1/2"W x 2"H x 14"L
\$34



ACC-AT
Accessory Tray
9 1/2"W x 2"H x 10"L
\$25



ACC-FT
Folder Tray
7"W x 2 1/2"H x 12 1/2"L
\$38



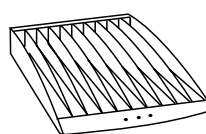
ACC-BH
Binder Holder
5"W x 9"H x 10 1/2"L
\$18



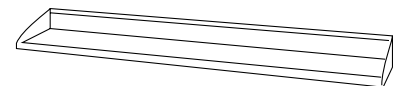
ACC-PC
Pencil Cup
4"W x 4"H x 3 1/2"L
\$12



ACC-PS
Phone Support
8 1/2"W x 2"H x 9 1/2"L
\$25

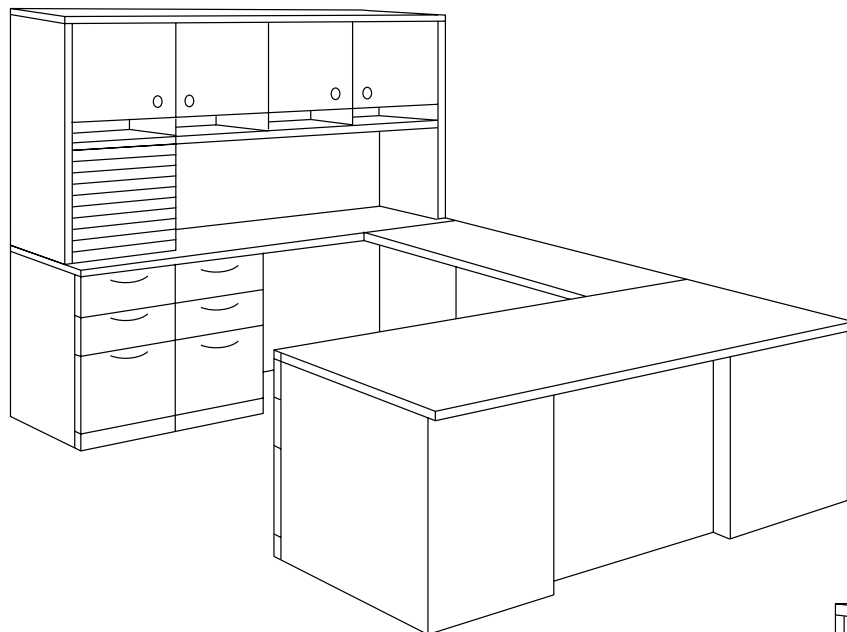


ACC-CDH
CD Holder
5 1/2"W x 2"H x 7"L
\$18



ACC-S24 Shelf 7"W x 2"H x 24"L \$90
ACC-S30 Shelf 7"W x 2"H x 30"L \$105
ACC-S36 Shelf 7"W x 2"H x 36"L \$125

OVERHEAD STORAGE

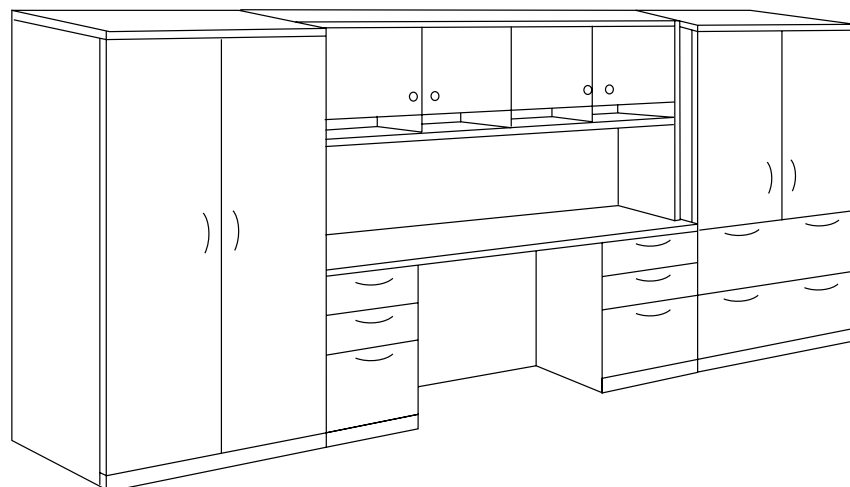
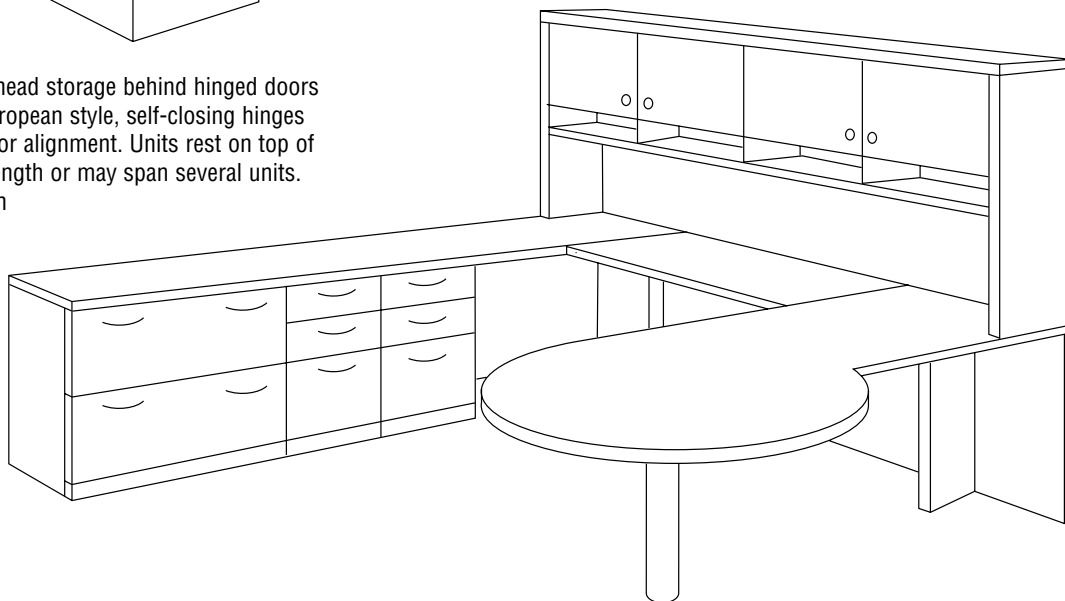


TO ORDER SPECIFY:

Model Number
Quantity
Wood Finish
Thermofused Color Surface
Worksurface Edge Detail
Hardware Style and Finish
Options (if applicable)

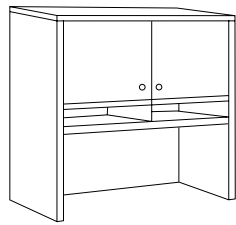
Credenza Top Units provide overhead storage behind hinged doors and paper management shelf. European style, self-closing hinges are fully adjustable for proper door alignment. Units rest on top of any credenza of corresponding length or may span several units.

Top Units include a valence for an optional task light, see page 7. An Acoustical Tack Panel or Accessory Wall may also be specified for the inside back area, see page 26. Also available with Top Units is a Paper Management Organizer, which may be specified for one or both ends. Top Units ship fully assembled from the factory.

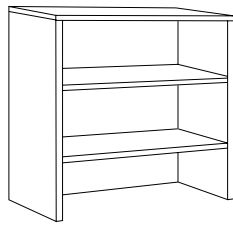


Credenza Top Units align with all other tall units available, offering a custom, built-in appearance for a workwall-type configuration. Overall height is 72". Maple veneer tops are standard with thermofused color surfaces on the cases. Maple veneer door and drawer fronts are available as an option, see page 8. Door and drawer pulls are standard, see page 5 for available styles and finishes.

OVERHEAD STORAGE



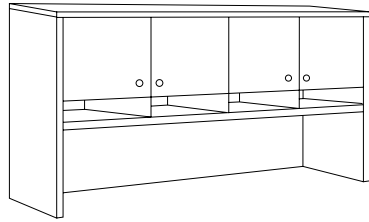
Credenza Top Unit, hinged door storage, paper management shelf, 18³/₄" clearance below valence.



Credenza Top Unit, open storage, two adjustable shelves.



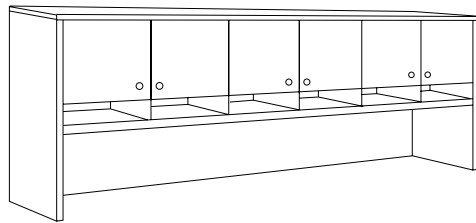
Model Number	Dimensions	List Price
Hinged Door PG2-1536TPM	15" x 36" x 43"H.	\$1395
Open PG2-15360	15" x 36" x 43"H.	1275
Maple Veneer Option, specify: PG2-VEN-1HD	One Pair Hinged Doors	115
Optional Locks, specify: -LK:		70/pair of doors



Credenza Top Unit, hinged door storage (2 pair), paper management shelf, 18³/₄" clearance below valence. Open Credenza Top Unit (without doors) also available.



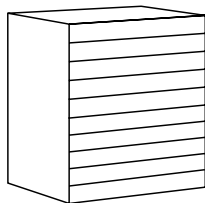
Hinged Door PG2-1572TPM	15" x 72" x 43"H.	2250
PG2-1578TPM	15" x 78" x 43"H.	2350
PG2-1584TPM	15" x 84" x 43"H.	2450
Open PG2-15720	15" x 72" x 43"H.	2100
PG2-15780	15" x 78" x 43"H.	2200
PG2-15840	15" x 84" x 43"H.	2300
Maple Veneer Option, specify: PG2-VEN-2HD	Two Pair Hinged Doors	220
Optional Locks, specify: -LK:		70/pair of doors



Credenza Top Unit, hinged door storage (3 pair), paper management shelf, 18³/₄" clearance below valence. Open Credenza Top Unit (without doors) also available.

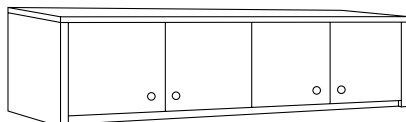
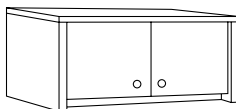


Hinged Door PG2-1592TPM	15" x 92" x 43"H.	2775
PG2-1596TPM	15" x 96" x 43"H.	2875
PG2-15102TPM	15" x 102" x 43"H.	2975
Open PG2-15920	15" x 92" x 43"H.	2525
PG2-15960	15" x 96" x 43"H.	2625
PG2-151020	15" x 102" x 43"H.	2725
Maple Veneer Option, specify: PG2-VEN-3HD	Three Pair Hinged Doors	325
Optional Locks, specify: -LK:		70/pair of doors



Paper Management Organizers are permanently mounted in Credenza Top Units. Please specify right or left position when ordering a single organizer, two organizers will automatically be positioned at each end.

PG2-PMOM	Inside Dimensions 14" W. x 13 ¹ / ₄ " D.	240
----------	---	-----



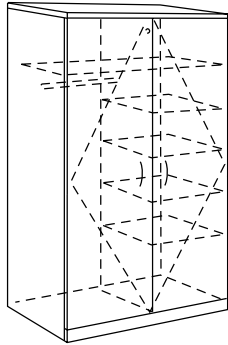
Wall Mount Storage behind hinged doors. French cleat mounting strip included.



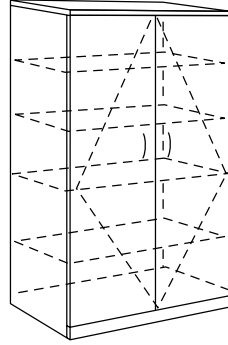
1 Pair of Hinged Doors PG2-36WM	15 ³ / ₄ " x 36" x 19"H.	975
2 Pair of Hinged Doors PG2-72WM	15 ³ / ₄ " x 72" x 19"H.	1885
PG2-78WM	15 ³ / ₄ " x 78" x 19"H.	2040
PG2-84WM	15 ³ / ₄ " x 84" x 19"H.	2200
Maple Veneer Option, specify: PG2-VEN-1HD	One Pair Hinged Doors	115
PG2-VEN-2HD	Two Pair Hinged Doors	220
Optional Locks, specify: -LK:		70/pair of doors

STORAGE UNITS

Model Number	Dimensions	List Price
--------------	------------	------------



Wardrobe Storage Unit



Full Storage Unit

Wardrobe Storage Unit

PG2-2436WS 24" x 36" x 72"H. \$2995

Side-by-side storage, clothes pull in left section, three adjustable shelves in right section. One full width, fixed hat shelf.

Full Storage Unit

PG2-2436FS 24" x 36" x 72"H. 3100

One full width, fixed hat shelf and three full width, adjustable shelves.



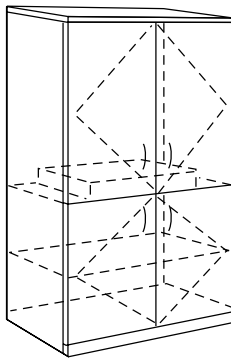
Maple Veneer Option, specify:

PG2-VEN-WS Wardrobe/Full Storage Unit 215



Optional Locks for Hinged Doors, specify: -LK

70/pair of doors



Media and AV Storage Unit

PG2-2436AV 24" x 36" x 72"H. 3500

Media and AV Storage Unit, upper section includes retractable hinged doors, VCR and monitor spaces, and wire access grommets. Lower storage section includes one adjustable shelf behind hinged doors.



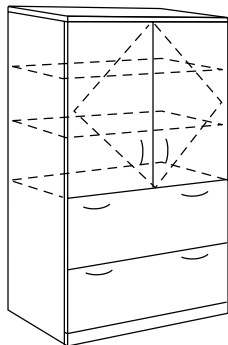
Maple Veneer Option, specify:

PG2-VEN-AV Media and AV Storage Unit 250



Optional Locks for Hinged Doors, specify: -LK

70/pair of doors



Lateral File Storage Unit

PG2-2436LFS 24" x 36" x 72"H. 3275

Lateral File Storage Unit, upper section includes two adjustable shelves behind hinged doors. Two lateral file drawers, locks included, accommodates letter or legal size filing, side-to-side or front-to-back.



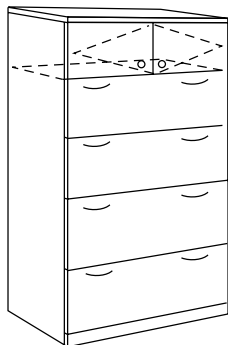
Maple Veneer Option, specify:

PG2-VEN-LFS Lateral File Storage Unit 275



Optional Locks for Hinged Doors, specify: -LK

70/pair of doors



Lateral File Storage Unit

PG2-2436LLS 24" x 36" x 72"H. 3500

Lateral File Storage Unit, four lateral file drawers with hinged door storage above. File drawers include anti-tilt device, locks, and accommodate letter or legal size filing, side-to-side or front-to-back.



Maple Veneer Option, specify:

PG2-VEN-LLS Lateral File Storage Unit 315



Optional Locks for Hinged Doors, specify: -LK


70/pair of doors

FILE STORAGE/BOOKCASES

**Model
Number**

Dimensions

**List
Price**



PG2-2436L

24" x 36" x 29"H.

\$1395



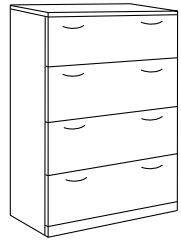
Maple Veneer Option, specify:

PG2-VEN-LF

Lateral File Drawer Front Set

125

Two Drawer Lateral File, accommodates letter or legal size filing, side-to-side or front-to-back, anti-tilt device, locks included.



PG2-24364L

24" x 36" x 54"H.

2450



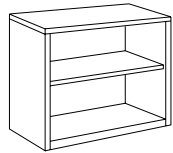
Maple Veneer Option, specify:

PG2-VEN-4LF

Lateral File Four Drawer Front Set

260

Four Drawer Lateral File, accommodates letter or legal size filing, side-to-side or front-to-back, anti-tilt device, locks included.

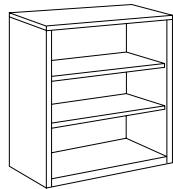


PG2-BC29

15" x 36" x 29"H.

640

Bookcase, one heavy duty adjustable shelf, finished back.

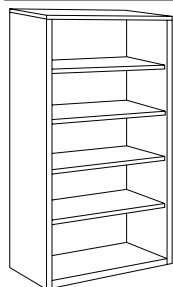


PG2-BC43

15" x 36" x 43 1/2"H.

960

Bookcase, two heavy duty adjustable shelves, finished back.



PG2-BC72

15" x 36" x 72"H.

1440

Bookcase, four heavy duty adjustable shelves, finished back, aligns with Credenza Top Unit.

	Model Number	Dimensions	List Price
--	---------------------	-------------------	-------------------

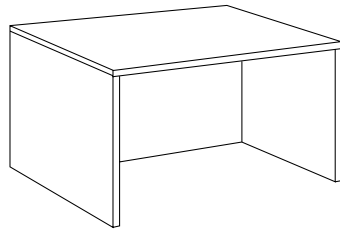


PG2-1520MP

15 1/2" x 20" x 26 1/2"H.

\$895

Mobile Pedestal, includes Box/File drawer, open tray top, counter weight to prevent tipping, and four dual wheel casters. May be used under 29"H worksurfaces.



PG2-2436CRT

24" x 36" x 29"H.

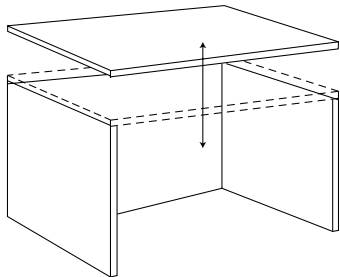
935

PG2-3042CRT

30" x 42" x 29"H.

1075

CRT Table

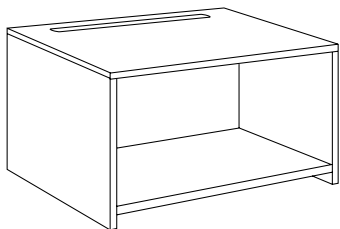


PG2-3042CRT-AH

30" x 42" x 29"H.

2145

CRT Table with adjustable worksurface, 12" adjustable height range, 4" down and 8" up.



PG2-2436PTR

24" x 36" x 29"H.

1025

PG2-3042PTR

30" x 42" x 29"H.

1165

Printer Stand with fixed storage shelf, paper slot included.

NOTES: